


Woven | Viridian and Amber

A series of quilts inspired by the weavings of John Landes | Circa 1778



Please note correction to segment cutting highlighted in red below.

Making the Block Strip Sets

From each amber print, cut:

10 strips, 1" x 42"

6 strips, 2" x 42"

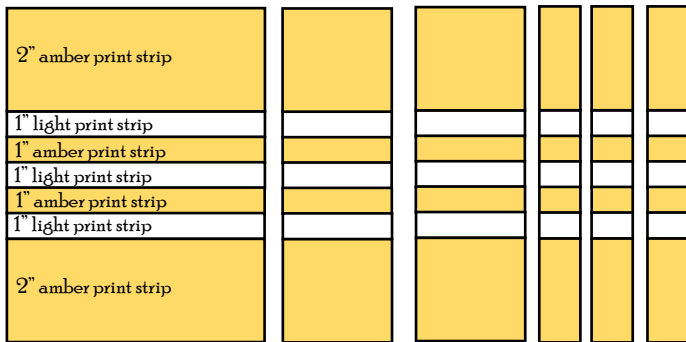
From light print, cut:

9 strips, 1" x 42"

3 strip, 2" x 42"

Cut the selvages off each strip, cut in half and then half again to yield 4 strips approximately 10 1/2" long. Save extra strips for future strip sets.

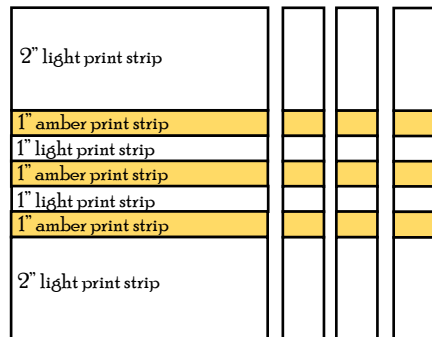
Note: These are the same strip sets as previous block. If you have extra use them up first.



Make 7 strip sets measuring 6" x 10 1/2" Subcut the following units;

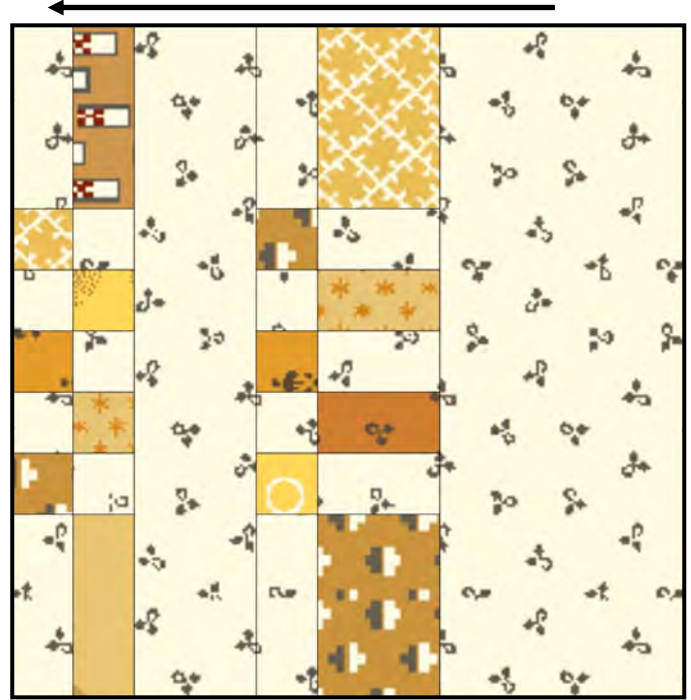
24 strips, 1 1/2" x 6"

24 strips, 1" x 6"



Make 6 strip sets measuring 6" x 10 1/2" Subcut the following units;

48 strips, 1" x 6"



Make 24 blocks

6" x 6"

Assembling the Blocks

From light print, cut:

2 strips, 6" x 42" subcut; 24 rectangles, 2 1/2" x 6"

1 strip, 6" x 42" subcut; 24 rectangles, 1 1/2" x 6"

1. Use the strip set units to piece 24 blocks, measuring 6" square including seam allowances.

